

Using Playsafe 4u Mouthguard Graphics


By Peter Herring, Adv Dip Dent Tech, ACCDP

We touched upon the The Playsafe 4u graphics mouthguard system earlier in the year and since then have had requests to explain in more detail the method of application and how the system works. Playsafe 4u graphics come printed on 125mm x 125mm sheets of ErkoFlex EVA with a thickness of 0.7mm, with each sheet holding 14 images. The advantages of this system are its ease of use as well as the

flexibility to create your own personal graphics or branding to add to your mouthguards.

There are two aspects of the Playsafe 4u system. Firstly, stock royalty-free graphics which are updated regularly and printed ready for purchase and secondly, custom graphics which can be printed from files the customer provides. Either a print quality JPEG or PDF file format is suitable - lead time for production for custom images is < 2 weeks.

Examples of stock graphics



Applying Playsafe 4U




Figure 2. Heat the area where the graphic is to be placed with the hot air pen (art # 177540) for 10-15 seconds. Prior to this, the graphic should be cut out from the EVA sheet that it is printed on, leaving a border of 2-3 mm.



Figure 3. Position the graphic in the desired position on the mouthguard and press into position in the center of the image. At this stage, it is not necessary to bond the whole graphic, rather, just to determine the best position.




Figure 4. Continue to heat the graphic with the hot air pen and press and smooth onto the mouthguard outwards from the center of the image using an FG Sheet (art # 177400). Heat the edge of the graphic and blend into the mouthguard.



Figure 5. Allow the mouthguard to cool to room temperature then using the Lisko-s disc (art # 223200) lightly smooth the edges into the mouthguard working outwards away from the graphic.



Figure 6. Re-shine with the hot air pen and FG Sheet.


About the author

Peter Herring is a dental technician, prosthetist and a regular contributor to eLABORATE. He is the Australasian and Indonesian distributor for Erkodent products and spends his time between offices in Perth and Bali. He also operates a busy Australian lab dedicated to thermoformed appliances. He can be contacted at pjh@erkodent.com.au or for general enquires, Freecall 1800-242-634.



Erkoflex EVA for Playsafe sports mouthguards clear/colour, 2mm & 4mm thickness
For all round and square format machines Playsafe Triple in 5.5 & 4.1mm available
Call or email for the complete list of mouthguard production equipment & materials



+ 2016 New Colour - Yolk Yellow 

contact: telephone toll free 1800 242 634 - fax +61 8 9388 0502
email info@erkodent.com.au - online shop www.erkodent.com.au